

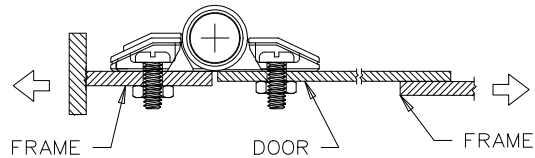
REV	DATE	DRAWN/CHKD	DESCRIPTION						
C	09APR2002	GDM	UPDATE FORMAT						



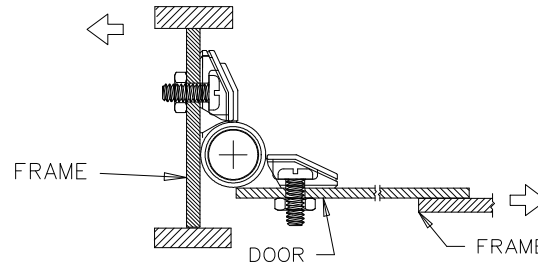
SOUTHCO PERFORMANCE GUIDELINES
 THE PERFORMANCE GUIDELINES SHOWN ON THIS PAGE ARE SUPPLIED AS A GENERAL GUIDE ONLY, AS CONDITIONS VARY WITH EACH APPLICATION AND METHOD OF INSTALLATION. STRENGTH DATA GIVEN IS FOR FAILURE OF THE PRODUCT OR FOR SUFFICIENT DEFORMATION TO MAKE PRODUCT INOPERABLE. NO SAFETY FACTOR HAS BEEN APPLIED IT IS RECOMMENDED THAT THE USER REQUEST A PRODUCT SAMPLE FOR TESTING TO DETERMINE THE SUITABILITY OF THE PRODUCT FOR THE PURPOSE INTENDED AND USER'S PARTICULAR APPLICATION.

PART NO. C6-XX

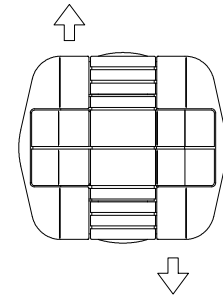
TENSILE
(LEAVES IN LINE)



TENSILE
(LEAVES PERPENDICULAR)



SHEAR



PART NUMBER	NOMINAL BREAKAWAY TORQUE	WORKING TENSILE LOAD		ULTIMATE TENSILE LOAD		WORKING SHEAR	ULTIMATE SHEAR
		IN LINE	PERPENDICULAR	IN LINE	PERPENDICULAR		
	N _{cm} /in _{lbs}	N/lb	N/lb	N/lb	N/lb	N/lb	N/lb
C6 - 1 C6 - 21 C6 - 4 C6 - 24 C6 - 7 C6 - 27	70 / 6						
C6 - 2 C6 - 22 C6 - 5 C6 - 25 C6 - 8 C6 - 28	110 / 10	450 / 100	450 / 100	2600 / 575	1870 / 420	450 / 100	1800 / 400
C6 - 3 C6 - 23 C6 - 6 C6 - 26 C6 - 9 C6 - 29	170 / 15						
C6 - 0 C6 - 20	0 / 0						