



37 Draw Latch

Flexible · Pull type · Tab handle

- Flexible one piece molded latch

Material and Finish

Small:

EPDM rubber and stainless steel

Medium:

EPDM rubber and steel, zinc plated

Performance Details

Small:

Average clamping force:

20.9 N (4.7 lbf)

Medium:

Average clamping force:

26.2 N (5.9 lbf)

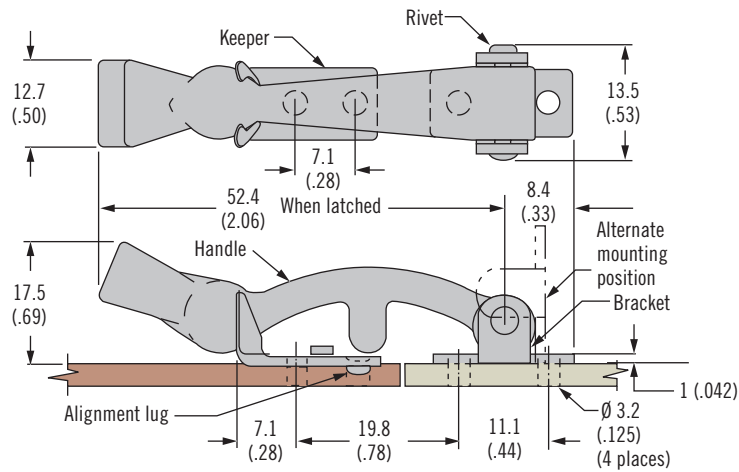
Operating temperature range:

-20°C (0°F) to 95°C (200°F)

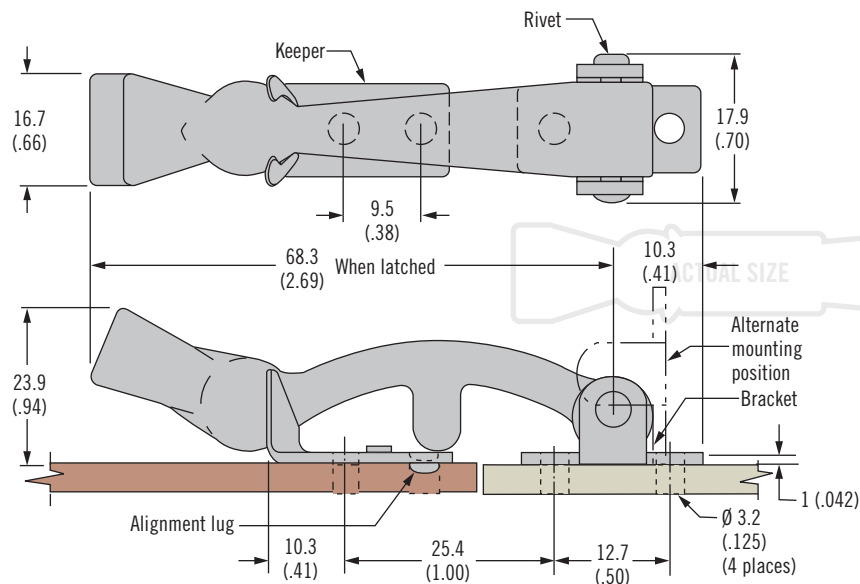
Installation Notes

Install assembly with four $\varnothing 3$ (.125) rivets or M3 (No. 4) screws (not supplied)

Small



Medium



Part Number

See table

Assembly complete with keeper

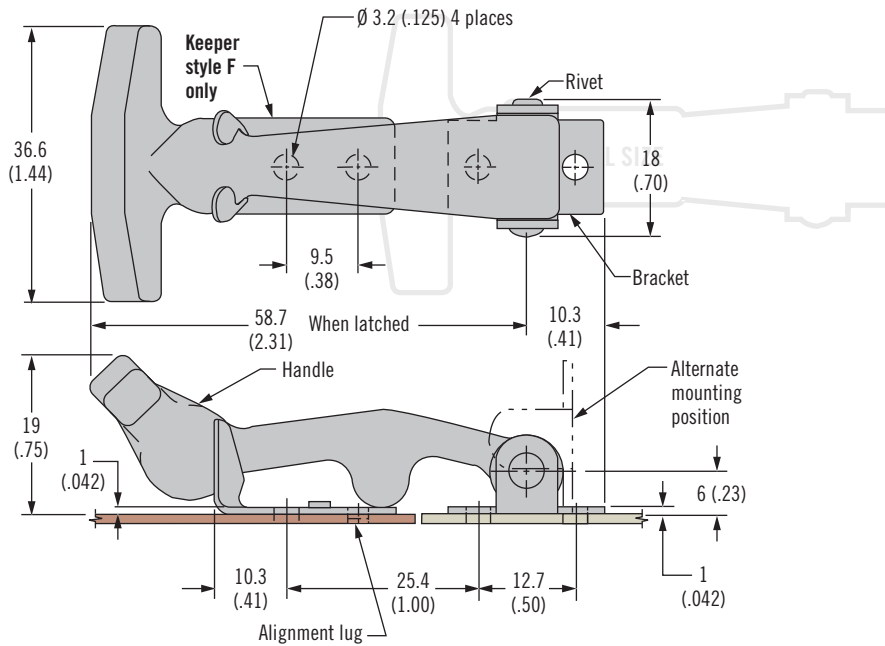
Part Number		
Series	Steel	Stainless Steel
Small	~	37-10-051-20
Medium	37-10-061-10	~

37 Draw Latch

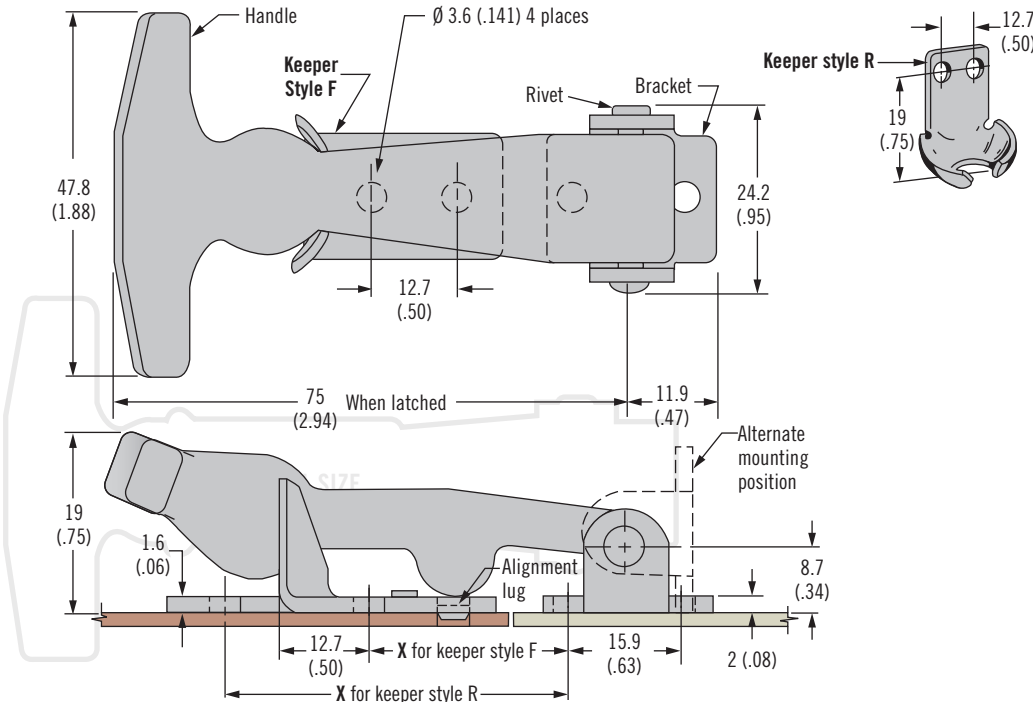
Flexible · Pull type · T-handle



Small



Medium



Small Size Part Number	
Steel	Stainless Steel
37-10-065-10	37-10-065-20

Medium Size Part Number				
Keeper Style	X	Latch Shipped Assembled		Latch Shipped Unassembled
		Steel	Stainless Steel	Steel
F	31.8 (1.25)	37-10-071-10	37-10-071-20	37-10-072-10
R	56.4 (2.22)	37-20-071-10	37-20-071-20	37-20-072-10

- Flexible one piece molded latch

Material and Finish

EPDM rubber and stainless steel or steel, zinc plated

Performance Details:

Average clamping force:

Small: 26 N (6 lbf)

Medium: 39 N (8.7 lbf)

Operating temperature range:

-20°C (0°F) to 95°C (200°F)

Installation Notes

Small:

Install assembly with four Ø 3 (.125) rivets or M3 (No. 4) screws (not supplied)

Medium:

Install assembly with four Ø 3.6 (.141) flat head rivets or M3.5 (No. 5) screws (not supplied)



37 Draw Latch

Flexible · Pull type · T-handle

- Flexible one piece molded latch

Material and Finish

EPDM rubber and stainless steel

Performance Details

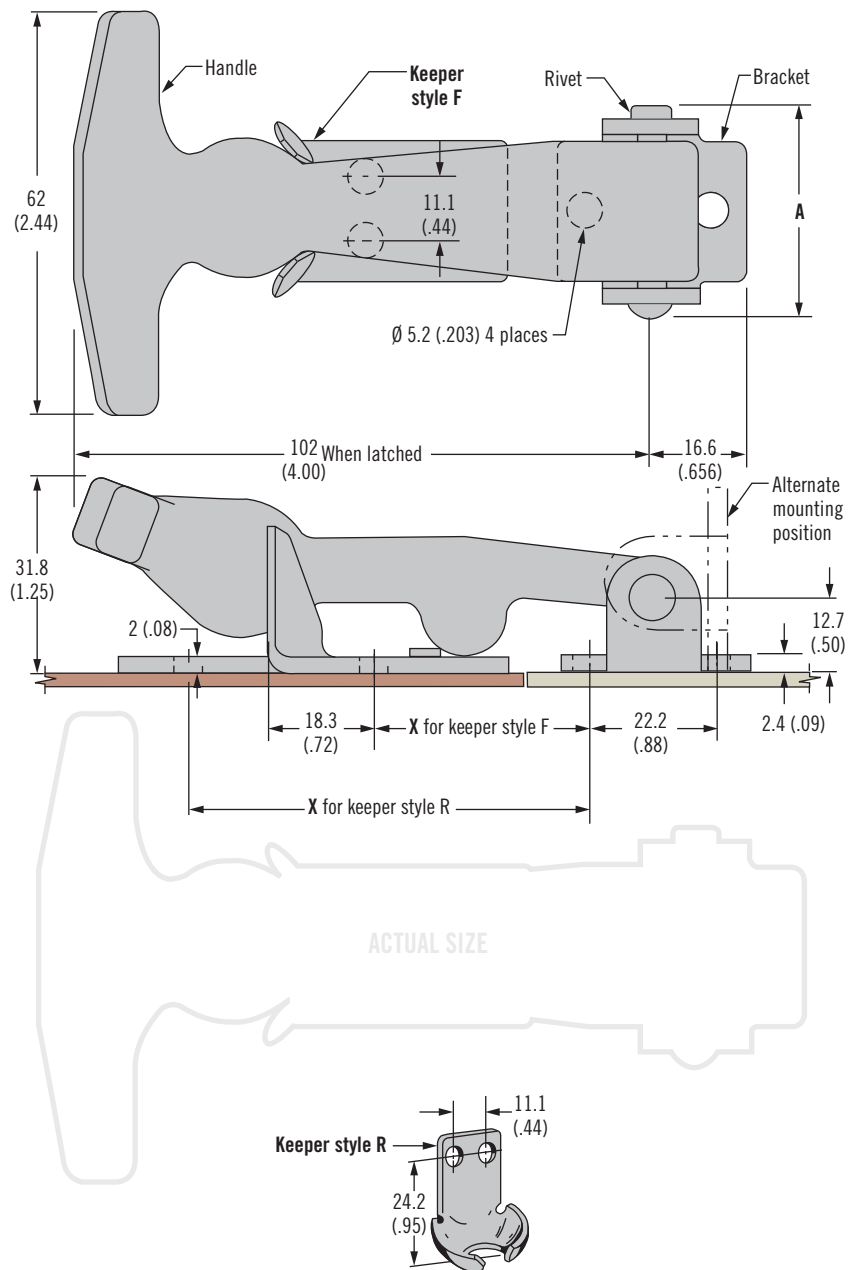
Average clamping force:
49 N (11 lbf)

Operating temperature range:
-20°C (0°F) to 95°C (200°F)

Installation Notes

Install assembly with four Ø 5(.188) rivets or M5 (No. 10) screws (not supplied)

Large



Part Number

See table

Assembly complete with keeper

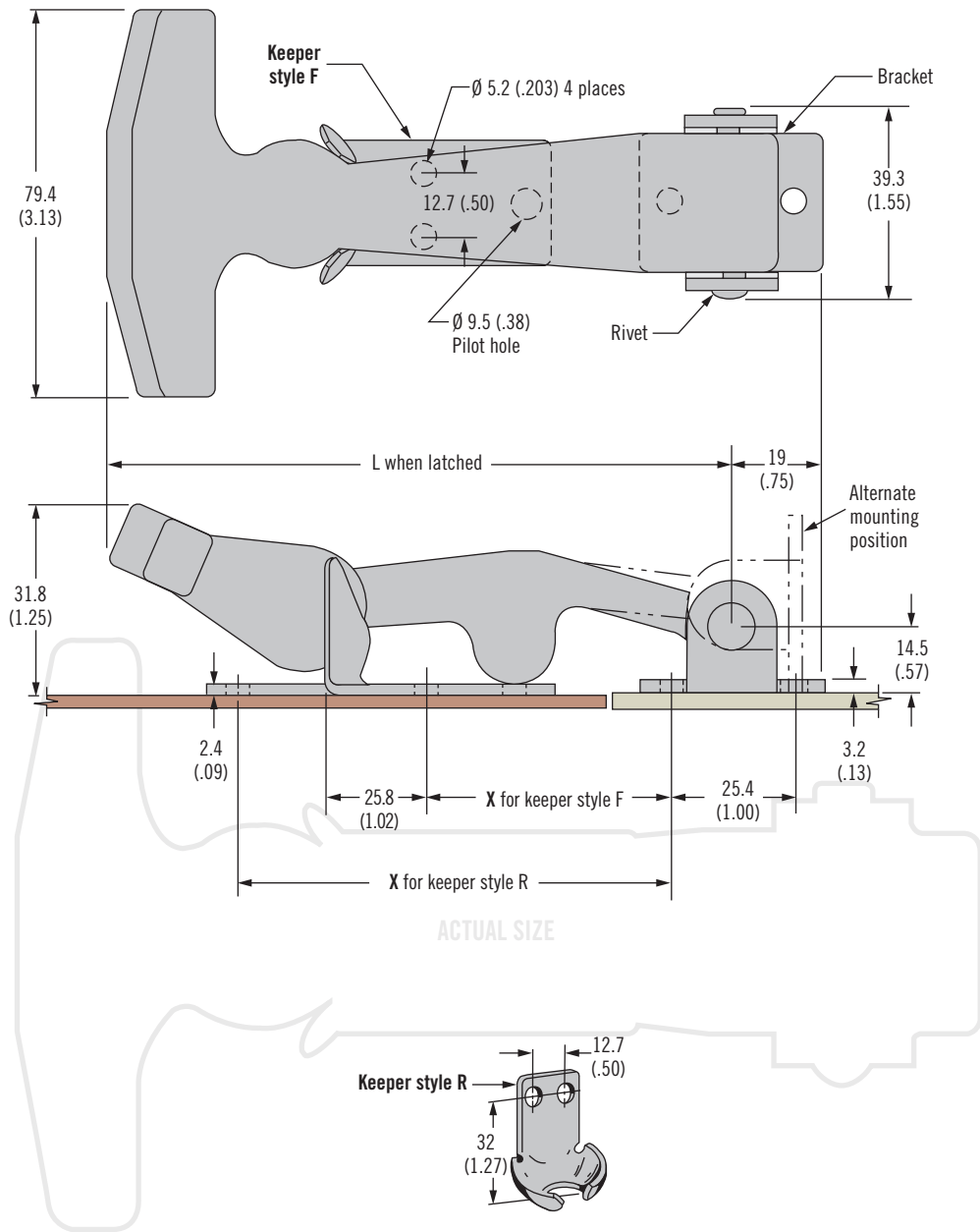
Part Number						
Keeper Style	X	Latch shipped assembled			Latch shipped unassembled	
		A	Steel	Stainless Steel	A	Steel
F	38.1 (1.50)	31.8 (1.25)	37-10-086-10	37-10-086-20	34 (1.34)	37-10-087-10
R	73 (2.88)		37-20-086-10	37-20-086-20		37-20-087-10

37 Draw Latch

Flexible · Pull type · T-handle



Extra Large



- Flexible one piece molded latch

Material and Finish

EPDM rubber and stainless steel or steel, zinc plated

Performance Details

Average clamping force: 84 N (19 lbf)

Operating temperature range:
-20°C (0°F) to 95°C (200°F)

Installation Notes

Install assembly with four $\varnothing 5$ (.188) rivets or M5 (No. 10) screws (not supplied)

Part Number						
Series	Keeper Style	L	X	Latch Shipped Assembled		Latch Shipped Unassembled
				Steel	Stainless Steel	Steel
100	F	130.2 (5.13)	50.8 (2.00)	37-10-101-10	37-10-101-20	37-10-102-10
	R		90.5 (3.56)	37-20-101-10	37-20-101-20	37-20-102-10
130	F	247.7 (9.75)	165.1 (6.50)	37-10-131-10	37-10-131-20	~
	R		204.8 (8.06)	37-20-131-10	37-20-131-20	~

Part Number

See table

Assembly complete with keeper