

A4 Push-to-Close Latch

Push-to-open · Large



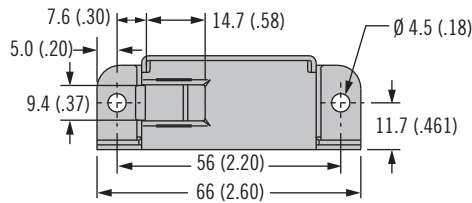
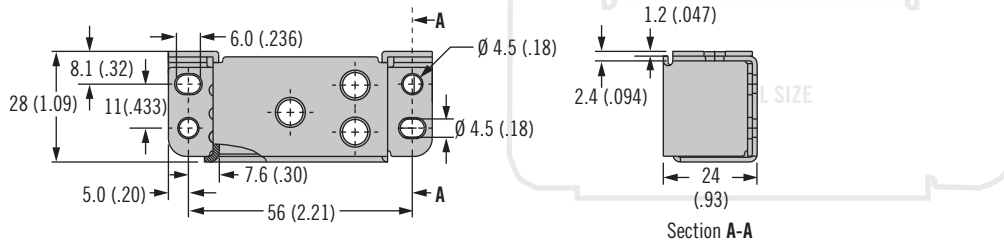
- Heavy-duty construction
- Push-to-close, push-to-open

Material and Finish

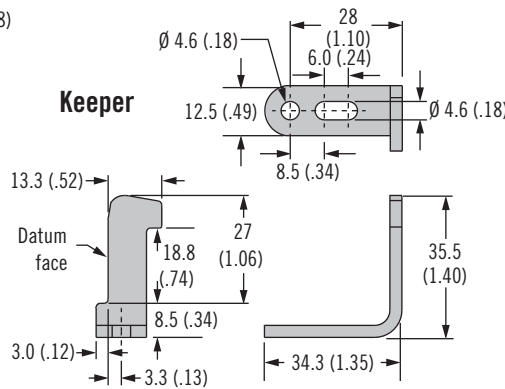
Steel, zinc plated

www.southco.com/A4

Housing Assembly



Keeper



Description	Part Number
Latch	A4-30-201-12
Keeper	A4-36-201-12

A4 Push-to-Close Latch

Push-to-open · Small

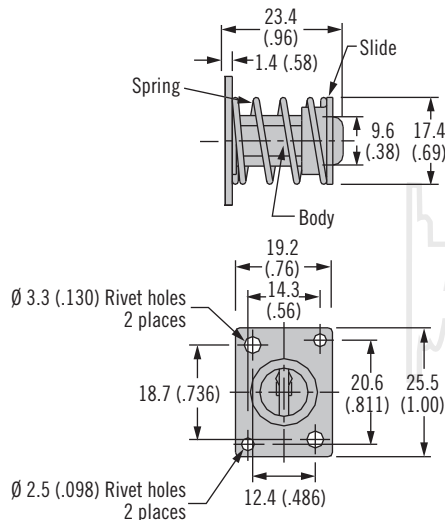


- Accommodates misalignment
- Push-to-close, push-to-open

Material and Finish

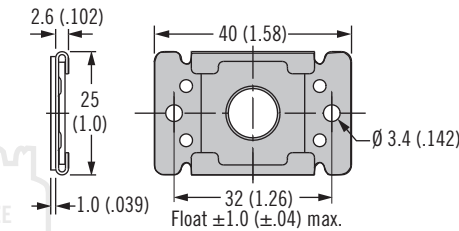
Steel, zinc plated and thermoplastic, black

Pin Latch



Optional Floating Receptacle

Notes: Floating part of receptacle faces pin latch



Part Number	
Pin latch	A4-20-501-10
Optional floating receptacle	A4-26-502-10