



No. 96 lift-off hinges (FREE SWINGING TYPE)

DATE	DRAWN	CHKD	SCALE	DRAWING NUMBER
5/7/80	SJM		NTS	J-96-1-11

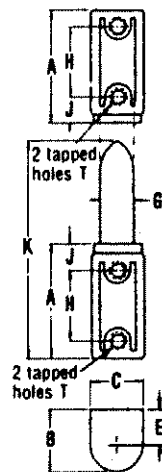
REV. LET.	DATE	BY-CHKD	REVISIONS	SERIES	STYLE	ASS'Y P/N	PIN/KNUCKLE	KNUCKLE
A	1-25-82	ATY	PRN 5 1-01	300	IN-LINE	96-10-300-11	96-11-300-11	96-12-300-11
B	3-26-82	RNS	PRN 96-07	300	OFF-SET, TY.A	96-10-310-11	96-11-310-11	96-12-310-11
C	4-5-82	RNS	PRN 96-12	300	OFF-SET, TY.B	96-10-320-11	96-11-320-11	96-12-320-11
D	2-13-85	RJB	ADDED NOTE "A"	400	IN-LINE	96-10-400-11	96-11-400-11	96-12-400-11
E	10-29-86	ACZ	DWG. NR J-96-1	400	OFF-SET, TY.A	96-10-410-11	96-11-410-11	96-12-410-11
F	13 JAN 87	JC	PRN 5-1 03	400	OFF-SET, TY.B	96-10-420-11	96-11-420-11	96-12-420-11
G	25 MAR 93	SS	PRN: 96-52					

MATERIAL and FINISH

Hinge knuckle and pin are thermoplastic, black.

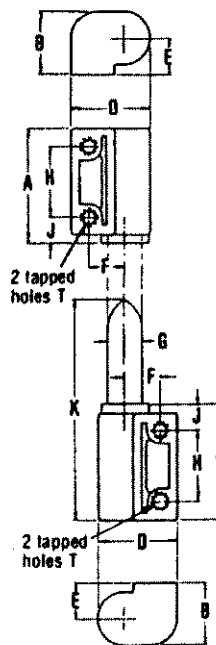
A hinge assembly consists of one hinge knuckle with pin and one without pin.

IN-LINE KNUCKLE STYLE

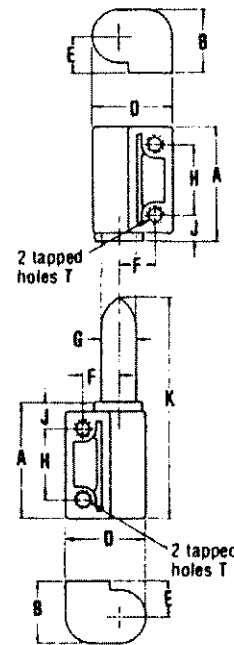


OFFSET KNUCKLE STYLE

TYPE A



TYPE B



PAT. NOS. 263,738

PAT. DES. 263,370

SIZE (series)	ASSEMBLY PART NUMBERS				DIMENSIONS										
	IN-LINE KNUCKLE STYLE	OFFSET KNUCKLE STYLE		A	B	C	D	E	F	G	H	J	K	MOUNTING HOLE THREAD SIZE T	
		TYPE A	TYPE B												
300	96-10-300-11	96-10-310-11	96-10-320-11	17/32	21/32	9/16	27/32	3/8	3/8	3/8	3/4	9/32	29/32	No. 10-24	
400	96-10-400-11	96-10-410-11	96-10-420-11	1 1/8	7/8	3/4	1 1/8	1/2	1/2	1/2	1"	3/8	31/16	1/4-20	

NOTE "A" - MAXIMUM RECOMMENDED TIGHTENING TORQUE FOR MOUNTING SCREWS

300 SERIES : 25 INCH-POUNDS
400 SERIES : 50 INCH-POUNDS

MILLIMETER INCH

PROPRIETARY ITEM—EXCEPT FOR USES EXPRESSLY GRANTED IN WRITING, INFORMATION DISCLOSED HEREON IS CONFIDENTIAL AND ALL RIGHTS, PATENT AND OTHERWISE, ARE RESERVED BY SOUTHCO, INC.

TOLERANCE UNLESS OTHERWISE NOTED
METRIC MM - TWO PLACE (XX) ± ONE PLACE (X) ±
INCH - DECIMALS ± FRACTIONS ± ANGLES ±

DRAWING NUMBER

J-96-1-11