

SOUTHCO PERFORMANCE GUIDELINES

THE PERFORMANCE GUIDELINES SHOWN ON THIS PAGE ARE SUPPLIED AS A GENERAL GUIDE ONLY, AS CONDITIONS VARY WITH EACH APPLICATION AND METHOD OF INSTALLATION. STRENGTH DATA GIVEN IS FOR FAILURE OF THE PRODUCT OR FOR SUFFICIENT DEFORMATION TO MAKE PRODUCT INOPERABLE. NO SAFETY FACTOR HAS BEEN APPLIED. IT IS RECOMMENDED THAT THE USER REQUEST A PRODUCT SAMPLE FOR TESTING TO DETERMINE THE SUITABILITY OF THE PRODUCT FOR THE PURPOSE INTENDED AND USER'S PARTICULAR APPLICATION.

DRAWING NUMBER  
TD-E4-02-J

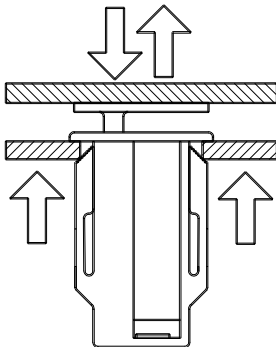
SCALE  
NTS

DATE  
05MAY85

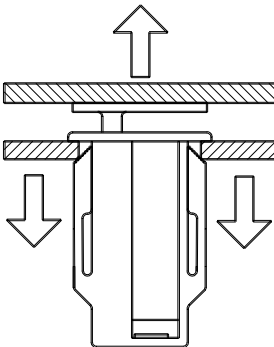
THIRD ANGLE PROJECTION

PAPER SIZE  
A

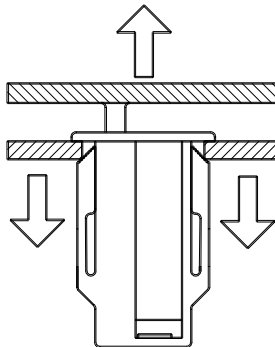
ENGAGEMENT AND DISENGAGEMENT



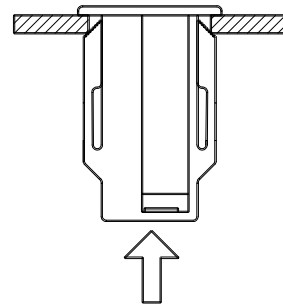
LATCH TENSILE USING ADHESIVE KEEPER



LATCH TENSILE USING MOLDED KEEPER



PUSH-OUT FORCE



PART NUMBER  
E4-10-20X-XX

APPROXIMATE LOAD VALUES IN NEWTON (POUNDS):

ENGAGEMENT	DISENGAGEMENT	LATCH TENSILE 1	LATCH TENSILE 2	PUSH-OUT FORCE	CYCLE LIFE
14.5 (3.25) <sup>①</sup>	11.1 (2.5) <sup>②</sup>	49 (11.0) <sup>③</sup>	120.2 (27) <sup>④</sup>	312 (70) <sup>⑤</sup>	40,000 <sup>⑥</sup>

- ① ENGAGEMENT is the load required to engage the latch by pushing on the outer panel.
- ② DISENGAGEMENT is the load required to disengage the latch by pushing then releasing, the outer panel after it had been engaged.
- ③ LATCH TENSILE 1 is the load required to force the latch apart initially once it had been engaged with the standard adhesive keeper. The adhesive tape failed with no changes to operating components.
- ④ LATCH TENSILE 2 is the load required to force the latch apart initially once it had been engaged with an integrally molded keeper.
- ⑤ PUSH-OUT FORCE is the load required to push out latch from mounting hole.
- ⑥ CYCLE LIFE is the minimum number of complete cycles the latch can perform before failure.  
NOTE 1 complete cycle = 1 cycle to open + 1 cycle to close

REF: E4-1, 2, 7, 17

PROPRIETARY ITEM - EXCEPT FOR USES EXPRESSLY GRANTED IN WRITING INFORMATION DISCLOSED HEREON IS CONFIDENTIAL AND ALL RIGHTS PATENT AND OTHERWISE ARE RESERVED BY SOUTHCO, INC.

**southco**

REV C 09APR2002

DATE 09APR2002

DRAWN/CHKD GDM

DESCRIPTION UPDATE FORMAT

No. E4 TOUCH LATCH